

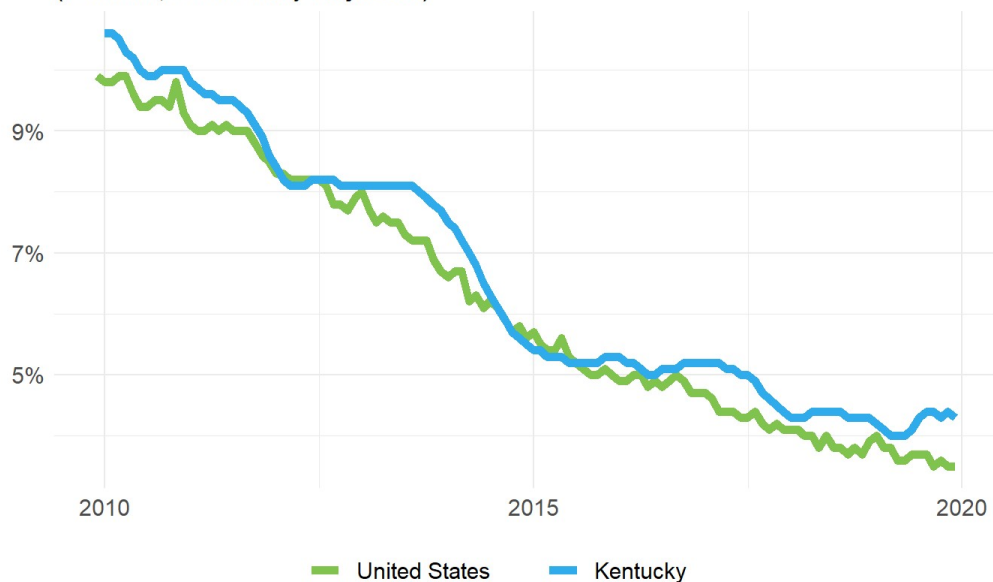


January 24, 2020

Summary

- **Kentucky lost 5,400 net payroll jobs and the unemployment rate fell by 0.1 percentage point to 4.3 percent in December**, according to Bureau of Labor Statistics (BLS) data released at 10:00am on January 24, 2020.
- **Over the past twelve months, Kentucky added 13,600 payroll jobs** and the unemployment rate remained unchanged.
- **In December, Kentucky's private sector lost 5,000 net private payroll jobs** and over the past twelve months it added 16,100 private payroll jobs in the establishment survey.
- In the household survey, the number of **unemployed fell by 392 on net in December**, and over the past year employment rose by 22,950.
- Kentucky's **labor force participation rate rose to 59.4 percent** in December from 59.3. Since last year, the labor force participation rate rose by 0.4 percentage point.
- The national unemployment rate **remained unchanged in December**. State employment and unemployment data for January is scheduled for release March 16, 2020. The national employment situation report for January will be released February 07, 2020.

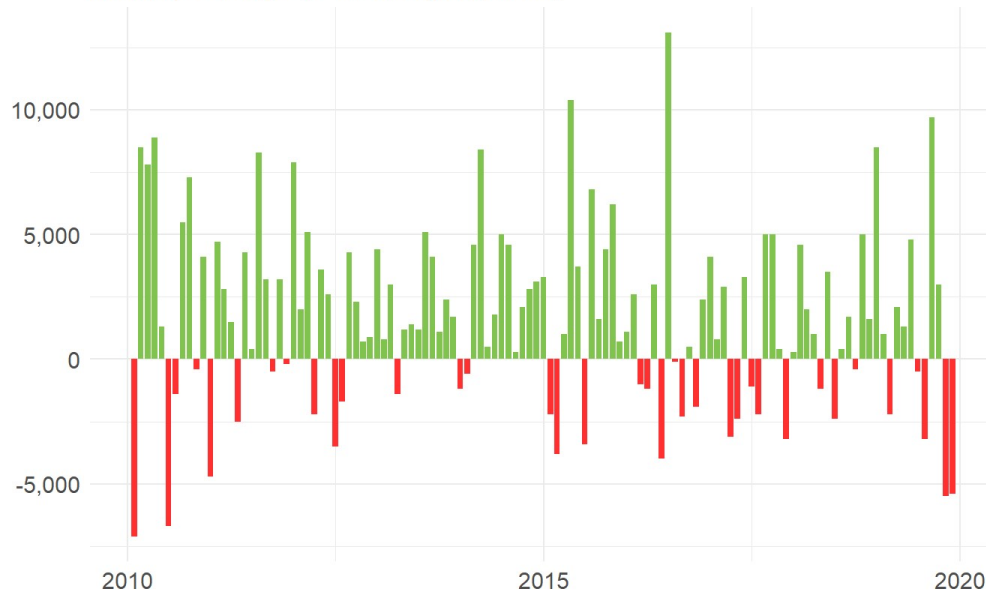
Kentucky and U.S. Unemployment Rates (Percent, Seasonally Adjusted)



Source: Bureau of Labor Statistics

Kentucky Payroll Employment

Kentucky Nonfarm Payroll Jobs Monthly Change (Seasonally Adjusted)



Source: Bureau of Labor Statistics

Kentucky lost 5,400 net payroll jobs, or -0.3 percent, on a seasonally adjusted basis during December. In the prior month, Kentucky lost 5,500 jobs. Over the past twelve months, Kentucky added 13,600 payroll jobs, or 0.7 percent. Kentucky nonfarm payroll employment had increased in 7 of the past 12 months.

Nationally, nonfarm payrolls rose by 145,000 in December, or rose by 0.1 percent. Over the 12-month period ending with December, nonfarm payrolls rose by 2,108,000 jobs, or 1.4 percent. Kentucky is tied for 33rd among the 50 states and the District of Columbia for percentage gain in nonfarm payroll employment over the past 12 months.

During December, Kentucky's private-sector lost 5,000 jobs, or approximately -0.3 percent. The private-sector in Kentucky lost 5,300 jobs in the prior month. Over the past twelve months, private-sector payrolls in Kentucky added 16,100, or 1 percent. Kentucky private-sector payroll employment has increased in 8 of the past 12 months.

Nationally, private-sector payroll jobs rose by 139,000 jobs in December, or 0.1 percent. Over the past 12 months, the national payroll rose by 1,947,000 jobs in the private sector, or rose by 1.5 percent. Kentucky is tied for 30th among the 50 states and the District of Columbia for a percentage gain in private-sector payroll employment over the past 12 months.

Change in Kentucky Payroll Employment by Sector over Past 12 Months



Source: Bureau of Labor Statistics, seasonally adjusted

The best performing sectors on a seasonally adjusted basis during December were Leisure and Hospitality (900) and Manufacturing (800). The poorest performing sectors during the month were Professional and Business Services (-2,700) and Trade, Transportation, and Utilities (-3,100).

The best performing sectors during the last twelve months were Education and Health Services (10,300) and Leisure and Hospitality (5,700). The poorest performing sectors during the last twelve months were Mining and Logging (-2,200) and Government (-2,500).

Kentucky Labor Force Statistics

Labor Force Participation

The labor force participation rate in Kentucky rose to 59.4 percent in December from 59.3 percent in the prior month. At a labor force participation rate of 59.4 percent, Kentucky ranks 44th in the nation. The labor force participation rate in Kentucky rose by 0.4 percentage point from a year earlier. The labor force participation rate is the percentage of the civilian noninstitutionalized population age 16 and older who are employed or actively looking for work.

The 10-year high for the labor force participation rate in Kentucky was 61.5 percent last occurring in April 2010. The series high for the labor force participation rate in Kentucky occurred in July 1999 when the labor force participation rate hit 64.1 percent. The 10-year low for the labor force participation rate was 57.3 percent in August 2015. This also represents the series low for the labor force participation rate in Kentucky.

The national labor force participation rate remained steady at 63.2 percent in December. That rate rose by 0.2 percentage point from a year earlier. The all-time high for the national labor force participation rate was 67.3 percent in April 2000. The 10-year high for the national labor force participation rate was 65.2 percent in April 2010. The recent 10-year low occurred in September

2015 at a level of 62.4 percent. The series low for the national labor force participation rate was 58.1 percent in December 1954.

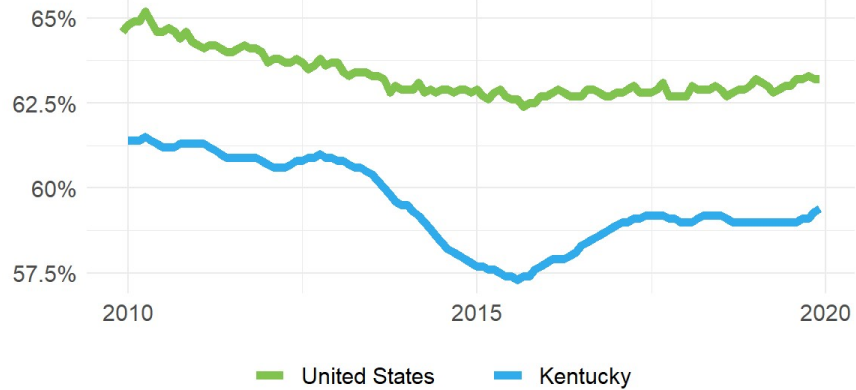
Employment-to-Population Ratio

The employment-to-population ratio, or the percentage of the Kentucky civilian noninstitutionalized population 16 years and older counted as employed, in December rose to 56.8 from 56.7 percent in the prior month. At 56.8 percent, Kentucky ranks 46th among state employment-to-population ratios in the nation. The employment-to-population ratio in Kentucky rose by 0.4 percentage point from a year earlier.

The 10-year high for the employment-to-population ratio in Kentucky was 56.8 percent in December 2019. The series high for the employment-to-population ratio in Kentucky last occurred in April 2000 when the employment-to-population ratio hit 61.3 percent. The 10-year low for the employment-to-population ratio was 54.4 percent last occurring in October 2015. This also represents the series low for the employment-to-population ratio in Kentucky.

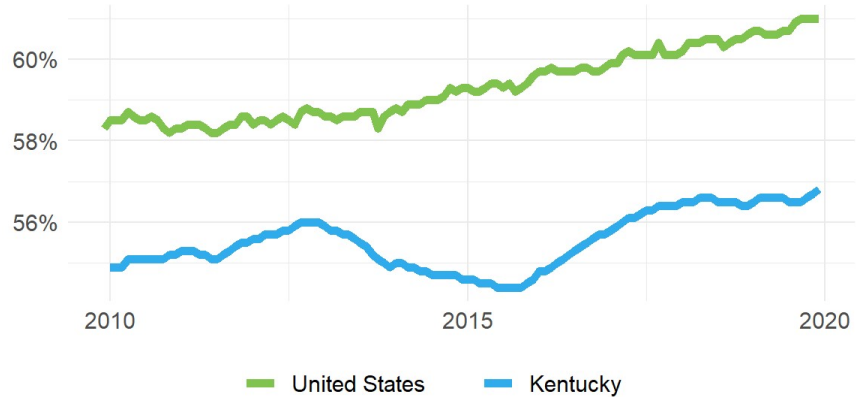
The national employment-to-population ratio remained steady at 61 percent in December. That rate rose by 0.4 percentage point from a year earlier. The all-time high for the national employment-to-population ratio was 64.7 percent in April 2000. The 10-year high for the national employment-to-population ratio was 61 percent in December 2019. The recent 10-year low occurred in July 2011 at a level of 58.2 percent. The series low for the employment-to-population ratio was 54.9 percent in October 1949.

Kentucky and U.S. Labor Force Participation Rates (Percent, Seasonally Adjusted)



Source: Bureau of Labor Statistics

Kentucky and U.S. Employment-to-Population Ratios (Percent, Seasonally Adjusted)



Source: Bureau of Labor Statistics